



LOWE

WORLDWIDE REFRIGERATION

**2011
RENTAL
CATALOG**

WORLDWIDE LOCATIONS

Lowe Refrigeration Inc.
105 Cecil Court, Fayetteville, GA 30214 USA
Tel: +1 (770) 461-9001
Fax: +1 (770) 461-8020
Email: info@loweusa.com
www.LoweUSA.com

Lowe Refrigeration Ltd.
Marchington Industrial Estate
Staffordshire, England ST14 8LP
Tel: +44 1283 820 717
Fax: +44 1283 820 687

Lowe Refrigeration
Deutschland GmbH Im Dachsstück 4
D-65549 Limburg, Germany
Tel: +49 (0) 6431212495-0
Fax: +49 (0) 6431 212495-29
Email: info@loweref.de
www.Loweref.de

Lowe Refrigeration Ltd.
Unit J Knockburn Industrial Estate
Lisburn, Co. Antrim, Northern Ireland
BT28 2EJ
Tel: +44 2892 604 619
Fax: +44 2892 660 849
Email: mail@loweref.co.uk
www.LoweRef.com

Lowe Refrigeration Ltd.
Unit 1B Plot C1 Excelsior Park
Canyon Road Netherton Industrial Estate
Wishaw, Scotland ML2 0EG
Tel: +44 1698 230 249
Fax: +44 1698 230 790

Lowe Refrigeration Pte
3 Pickering Street 03-04 Nankin Row
China Square Central, Singapore 04866
Tel: +65 6284 1552
Fax: +65 6285 7978
Email: customerservice@loweref.com.sg
www.Lowe-Asia.com

SERVICES

Contracted Shows:

Since 1990, Lowe Refrigeration Inc. has been the show appointed “refrigeration contractor” shipping refrigerated display cases to the major food tradeshow across the United States. Lowe Refrigeration’s staff are always onsite to offer the technical support and service necessary to ensure the success of your display. Order forms and color brochures are included in the tradeshow kits and can also be found on the show website as well as on the Lowe Refrigeration website under “Trade Show Order Forms”.

Special Events:

For any size show, expo, convention, meeting, special event, etc., Lowe Refrigeration Inc. can offer a complete selection of equipment. Special events differ from contracted shows, hence in order for Lowe Refrigeration to offer our range for these types of events, we ask that the client cover 50% of the round trip freight. Equipment in small quantity is usually shipped crated to ensure safe arrival to the show as well as the return to Lowe Refrigeration without damage. This allows our clients to have access to our entire range in any quantity, anywhere in the USA. Equipment orders of a larger quantity will usually be shipped as a full truckload and a staff member from Lowe Refrigeration will be onsite in order to assist in the unload and reload of the equipment. Therefore, if you have a need for equipment in relation to a special event, keep us in mind. Forms for these events can be faxed or emailed by request.

Ask Us About Our Walk-In Cold Rooms:

Walk-in Cold Rooms (Refrigerators or Freezers) 8ft by 10ft and multiples thereof. Perfect for any indoor or outdoor occasion - sporting events, catered events, carnivals, private gatherings, emergency refrigeration needs, and so much more. Let us know what you will need for your next event!

Short-term and long-term rentals available.

All walk-ins require a 220Volt/single phase/60Hertz electrical connection and offer a clean, quite solution to your refrigeration needs. Our walk-ins can be supplied with a ramp and full length racking in order to fully utilize all of the interior space.

Supply The Power And You’re Ready To Go!

'Euro-Deli'




B

(With refrigerated understorage)
(Display shelf upon request)



B-LG



B CORNER

90° Corner

MODEL	TEMPS		WIDTH INCHES	HEIGHT INCHES	DEPTH INCHES	POWER WATTS	POWER AMPS
	°C	°F					
B1	0/6	32/42	51	51 ½	43	2000	20
B1 LG				39			
B2	0/6	32/42	75	51 ½	43	2000	20
B2 LG				39			
B3	0/6	32/42	98	51 ½	43	2000	20
B3 LG				39			
B-Corner	0/6	32/42	52 ½	51 ½	52 ½	2000	20

REFRIGERATED



JINNY

(With refrigerated understorage)



OASIS DISPLAY

(Sealed Deck, Suitable for Ice)



P360°

(Grab & Go island)

MODEL	TEMPS		WIDTH INCHES	HEIGHT INCHES	DEPTH INCHES	POWER WATTS	POWER AMPS
	°C	°F					
Jinny 150	0/6	32/42	59	50 ½	36 ½	2000	20
Jinny 250	0/6	32/42	99	50 ½	36 ½	2000	20
OASIS 1	2/6	34/42	43	52 closed / 68 raised	43	2000	20
OASIS 2	2/6	34/42	55	52 closed / 68 raised	55	2000	20
P360°	2/6	34/42	55 ½	35	47	2000	20

Specifications are subject to change without prior notice.

REFRIGERATED



C

Euro Dairy/
Deli Merchandiser
Adjustable Shelves



MANDY

Open Front Merchandiser - Black or White



Dry

Refrigerated

MEMPHIS

Open Front Merchandiser



SARA

Open Front Merchandiser

MODEL	TEMPS		WIDTH INCHES	HEIGHT INCHES	DEPTH INCHES	POWER WATTS	POWER AMPS
	°C	°F					
C1	4/6	38/42	42	82	33	2000	20
C2	4/6	38/42	52	82	33	1 x 2000 plus 1 x 1500	1 x 20 plus 1 x 15
C3	4/6	38/42	76	82	33	1 x 2000 plus 1 x 1500	1 x 20 plus 1 x 15
MANDY	3/8	38/46	39 ¼	52 ½	29 ½	2000	20
MEMPHIS 90	3/6	37/42	35 ½	56 ½	32 ¾	2000	20
MEMPHIS 120	3/6	37/42	47 ½	56 ½	32 ¾	2000	20
SARA	3/6	37/42	52	65	27	2000	20

Specifications are subject to change without prior notice.

REFRIGERATED

Buffet Style



ISOLA 6

Canopy Electronically Raised

MODEL	TEMPS		WIDTH INCHES	HEIGHT INCHES	DEPTH INCHES	POWER WATTS	POWER AMPS
	°C	°F					
Isola 4	3/10	38/50	56	45 1/4	29 1/2	2000	20
Isola 6	3/10	38/50	81 1/4	45 1/4	29 1/2	2000	20

Specifications are subject to change without prior notice.

Upright Display Chillers

(Fully Adjustable Shelves)



G4C

We can print your custom logos & graphics!



G8C



G6C

MODEL	TEMPS		WIDTH INCHES	HEIGHT INCHES	DEPTH INCHES	POWER WATTS	POWER AMPS
	°C	°F					
G4C	2/8	34/46	24	81	27 1/2	2000	20
G6C	2/8	34/46	47 1/2	81	27 1/2	2000	20
G8C	2/8	34/46	71	81	27 1/2	2000	20

Specifications are subject to change without prior notice.

REFRIGERATED



K2TWCR

Candy
Humidity Controlled

K2TWR

Standard
Rotating Glass Shelves
Shelf Diameter: 22"



K2TWCF

Candy
Humidity Controlled

K2TWF

Standard
Fixed Glass Shelves
Shelf Widths:
20 1/2"W x 22 1/2"D



K3T

6-Sided Revolving Chiller
Shelf Diameter: 22"

K2T

4-Sided Revolving Chiller
Shelf Diameter: 16 1/2"

K2TF: Fixed Shelf
Version Available



MODEL	TEMPS		WIDTH INCHES	HEIGHT INCHES	DEPTH INCHES	POWER WATTS	POWER AMPS
	°C	°F					
K2TWCF CANDY	14/16	56/62	32 1/2	72	33 1/2	2000	20
K2TWCR CANDY	14/16	56/62	32 1/2	72	33 1/2	2000	20
K2TWR REGULAR	4/10	35/50	32 1/2	72	33 1/2	2000	20
K2TWF REGULAR	4/10	35/50	32 1/2	72	33 1/2	2000	20
K2T	4/10	35/50	24	71 1/4	26	2000	20
K2TF	4/10	35/50	24	71 1/4	26	2000	20
K3T	4/10	38/50	36 1/4	69 1/8	33	2000	20

Specifications are subject to change without prior notice.

Counter-Top Units



H1

Storage Chiller



G223

23 Liter Drink
Dispenser

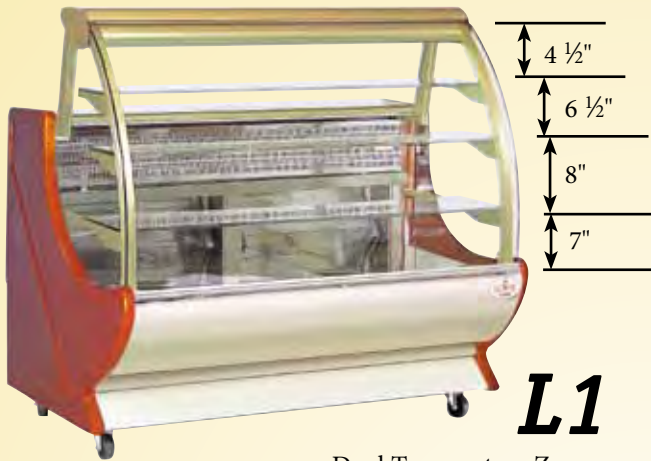


STARLET

Counter Top

MODEL	TEMPS		WIDTH INCHES	HEIGHT INCHES	DEPTH INCHES	POWER WATTS	POWER AMPS
	°C	°F					
H1	4/6	38/42	20 3/4	32 1/4	20 1/2	500	5
G223	2/11	34/51	13 1/2	26 1/4	18 1/4	1000	10
STARLET	4/16	39/61	23 3/4	23	22	1500	15

BAKERY



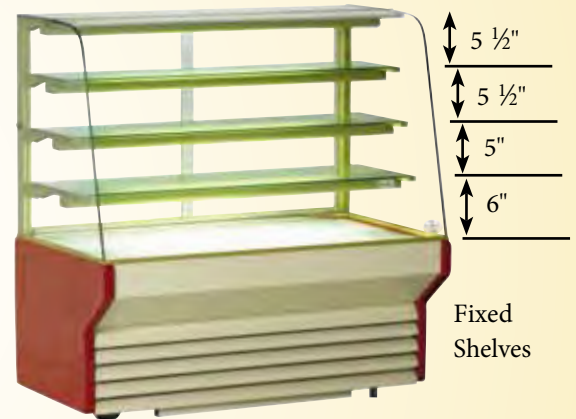
L1
Dual Temperature Zones
(Top Two Shelves Are Dry)



BR13
Adjustable Shelves



B1P
(Top Shelf Is Dry) (Back view)



L HARMONY
Fixed Shelves

MODEL	TEMPS		WIDTH INCHES	HEIGHT INCHES	DEPTH INCHES	POWER WATTS	POWER AMPS
	°C	°F					
L1	2/10	36/50	55 1/4	50	40	2000	20
L3	2/10	36/50	87	50	40	2000	20
L1 HARMONY	0/6	32/42	37 1/4	54 5/8	31 1/4	2000	20
L3 HARMONY	0/6	32/42	52 1/2	54 5/8	31 1/4	2000	20
B1P	0/6	32/42	51	51 1/2	44	2000	20
BR13	2/10	37/50	53	54 1/2	29 1/2	2000	20
BR18	2/10	37/50	71	54 1/2	29 1/2	2000	20

Specifications are subject to change without prior notice.

Bodega

Single
Temperature
or Four
Temperature
Zones



400



800

BOTTLE CAPACITY		
BOTTLE SIZE	BODEGA 400	BODEGA 800
90	15 x 4 = 60	32 x 4 = 128
77	24 x 4 = 96	50 x 4 = 200
75	24 x 4 = 96	52 x 4 = 208

MODEL	TEMPS		WIDTH INCHES	HEIGHT INCHES	DEPTH INCHES	POWER WATTS	POWER AMPS
	°C	°F					
BODEGA 400	5/15	41/60	22 3/4	78	25	2000	20
BODEGA 800	5/15	41/60	43	78	25	2000	20

FROZEN



K4T

4-Sided
Revolving Shelf Freezer
Shelf Diameter – 18"

We can print your custom logos & graphics!



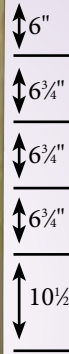
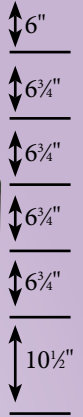
K4TF

4-Sided
Fixed Shelf Freezer



K1T

4-Sided
Fixed Shelf Freezer



MODEL	TEMPS		WIDTH INCHES	HEIGHT INCHES	DEPTH INCHES	POWER WATTS	POWER AMPS
	°C	°F					
K1T	-18	0	24	71 1/4	26	2000	20
K4T	-18	0	27 1/2	78	30 1/4	2000	20
*K4TF	-18	0	27 1/2	70	30 1/4	2000	20

Specifications are subject to change without prior notice. *Note: K4TF is a fixed shelf version of K4T and has no upper canopy.

Upright Display Freezers

(Fully Adjustable Shelves)

We can print your custom logos & graphics!



G1



G6FC

MODEL	TEMPS		WIDTH INCHES	HEIGHT INCHES	DEPTH INCHES	POWER WATTS	POWER AMPS
	°C	°F					
G1	-18	0	27	78	26	2000	20
G6FC	-18	0	47 1/2	81	27 1/2	3000	30

Specifications are subject to change without prior notice.

Wall Site Freezers



E1/E2



E3

MODEL	TEMPS		WIDTH INCHES	HEIGHT INCHES	DEPTH INCHES	POWER WATTS	POWER AMPS
	°C	°F					
E1	-18	0	60	40	35 1/2	1000	10
E2	-18	0	87	40	35 1/2	1000	10
E3	-18	0	75	37 1/2	33	1000	10



BR13F



B2F



F2

Sliding Lid Freezer

MODEL	TEMPS		WIDTH INCHES	HEIGHT INCHES	DEPTH INCHES	POWER WATTS	POWER AMPS
	°C	°F					
BR13F	-18	0	53	54 1/4	29 1/2	2000	20
B2F	-18	0	75	51 1/2	43	2000	20
F2	-18	0	47 1/4	32	25	1500	15

Ice Cream/Gelato



DC8

Dipping Cabinet




G12

Gelato – Italian ice cream

MODEL	TEMPS		WIDTH INCHES	HEIGHT INCHES	DEPTH INCHES	POWER WATTS	POWER AMPS	
	°C	°F						
DC8	-20	3/-4	50 1/4	55 3/4	43 1/2	3000	110v	30a
DC12	-20	3/-4	72	55 3/4	43 1/2	3000	110v	30a
G12	-16/20	3/-4	50 1/4	58 1/4	43 1/2	3000	220v	30a

Specifications are subject to change without prior notice.

Counter-Top Freezers



7 1/4"
7 1/4"
7 1/4"

200 GBT

Fixed shelves



"NEW MODEL" H4IB

Counter Top



H2

Storage Freezer



POLAR2

Frozen Drink Display

MODEL	TEMPS		WIDTH INCHES	HEIGHT INCHES	DEPTH INCHES	POWER WATTS	POWER AMPS
	°C	°F					
200 GBT	-18	0	48	28	21	1500	15
H2	-18	0	20 1/4	33 1/4	21 1/4	500	5
H4IB	-18	0	24	26 1/2	21 1/2	1500	15
POLAR2	FROZEN DRINKS		24	26 7/8	16 7/8	1500	15

H O T

Buffet Style



ISOLA 4H



(Lowered Canopy)

MODEL	TEMPS		WIDTH INCHES	HEIGHT INCHES	DEPTH INCHES	POWER WATTS	POWER AMPS
	°C	°F					
ISOLA 4H	38/90	100/194	56	45 1/4	29 1/2	2000	20

Specifications are subject to change without prior notice.

Mobile Cook Top



MCT


4 Burner



BACK VIEW
(under storage)



BACK VIEW
(under storage)



MCTM

(with mirror)

MODEL	WIDTH INCHES	HEIGHT INCHES	DEPTH INCHES	POWER WATTS	POWER AMPS	
MCT	60	36	30 1/4	3000	208v	30a
MCTM	60	97	30 1/4	3000	208v	30a

H O T



B1H



BR13H

(Adjustable Shelves)



200 HOT

(Self Serve) Counter Top

MODEL	TEMPS		WIDTH INCHES	HEIGHT INCHES	DEPTH INCHES	POWER WATTS	POWER AMPS
	°C	°F					
B1H	WATER TEMP. 75/80	WATER TEMP. 167/176	51	51 1/2	43	230 V SINGLE PHASE	30
	DECK 63 +	DECK 146					
BR13H	60/80	140/176	53	54 1/2	29 1/2	2000	20
200 HOT	35/71	95/160	35 1/2	28	19 1/4	1500	15

Specifications are subject to change without prior notice.




CO25

Convection Oven & Stand



MW

(Microwave)



TOP 2

Counter Top, Dual Burner



DW

Dual Lamp Display Warmer
w/ 12" x 20" pan

MODEL	TEMPS		WIDTH INCHES	HEIGHT INCHES	DEPTH INCHES	POWER WATTS	POWER AMPS
	°C	°F					
CO25	49/249	120/480	28 3/8	53 3/4	28	1500	15
MW	N/A	N/A	24	14	18	1500	15
TOP 2	to 426	to 800	22 5/8	3	14	1800	15
DW	N/A	N/A	13	24 1/2	19	500	5

NON REFRIGERATED



200 DRY

(Self Serve) Counter Top



MS12

Electric Slicer



MSU

Mobile Sink Unit
(For hands and utensils)



I
Ice Tray

MODEL	WIDTH INCHES	HEIGHT INCHES	DEPTH INCHES	POWER		CAPACITY		
				WATTS	AMPS	FRESH WATER	WASTE TANK	
200 DRY	35 1/4	29	19 3/4	500	5	N/A	N/A	
I1	40	7	22	N/A	N/A	N/A	N/A	
I3	64	7	22	N/A	N/A	N/A	N/A	
MS12	23	16	18	1000	10	N/A	N/A	
MSU	39 1/2	44 1/2	32	120V	1500W	15	2x5 GAL	2x7.5 GAL

Specifications are subject to change without prior notice.

N O N R E F R I G E R A T E D



PT

Stainless Steel Prep Table



PTS

Stainless Steel Prep Table with Shelf



SSB1

Stainless Steel Single Bowl Sink
Plumbing Required



SSB3

Stainless Steel Three Bowl Sink
Plumbing Required

MODEL	WIDTH INCHES	HEIGHT INCHES	DEPTH INCHES
PT4	48	35	30
PT4S	48	35	30
PT5	60	35	30
PT5S	60	35	30
PT6	72	35	30
PT6S	72	35	30
SSB1	23 1/2	41	23 1/2
SSB3	83	41	25

Specifications are subject to change without prior notice.

WORLDWIDE REFRIGERATION SPECIALISTS

A reputation second to none for high-quality
equipment and high-level of service.

Modern European style with eye-catching appeal.

We pride ourselves in...

“PUTTING YOU
ON DISPLAY!”



LOWE

WORLDWIDE REFRIGERATION